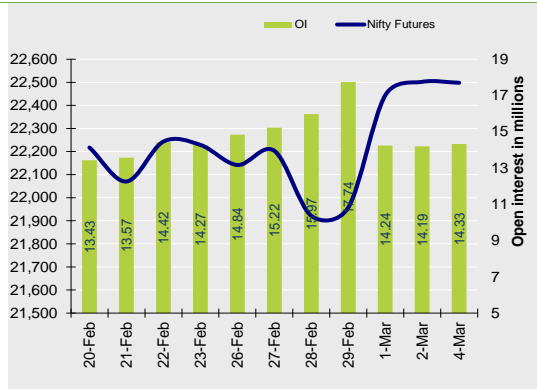


Nifty Snapshot

	Close	Prv Cl.	Ab chg	% chg
Spot	22,405.60	22,378.40	27.20	0.12
Futures	22,497.95	22,502.00	-4.05	-0.02
OI(ml shr)	14.33	14.19	0.14	0.96
Vol (lots)	86026	30406	55620	182.92
COC	92.35	123.60	-31.25	-25.3
PCR-OI	1.17	1.25	-0.08	-6.4

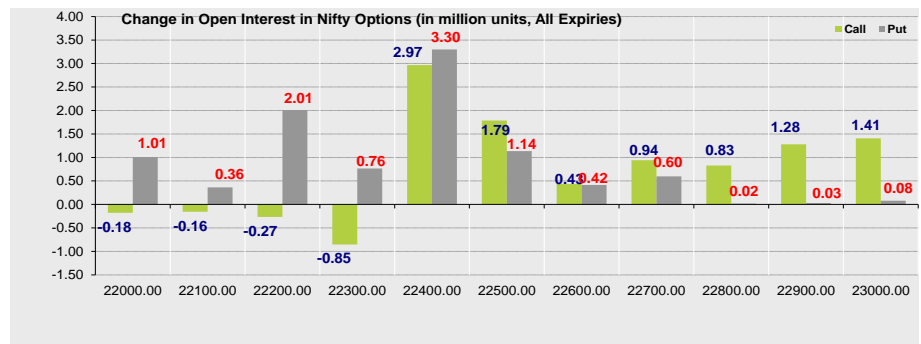
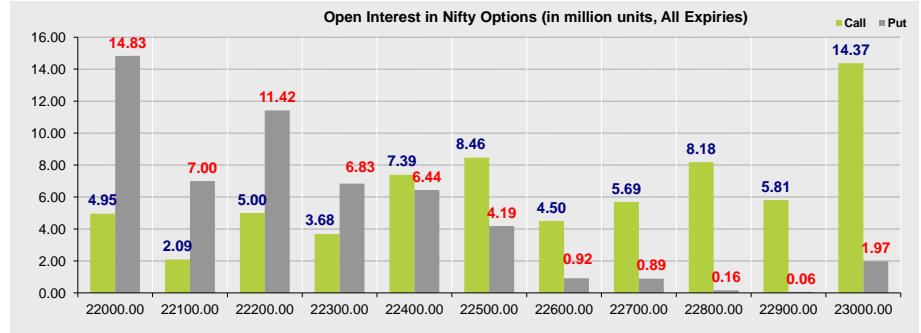
Nifty Futures Price v/s OI



Summary

- Indian markets closed on a flattish note where buying was mainly seen in Banking, Pharmaceutical, Oil & Gas sectors. Nifty Mar Futures closed at 22497.95 (down 4.05 points) at a premium of 92.35 pts to spot.
- FII's were net sellers in Cash to the tune of 564.06 Cr and were net buyers in index futures to the tune of 1269.93 Cr.
- India VIX decreased by 0.46% to close at 14.92 touching an intraday high of 15.30.

Open Interest in Nifty Options:



Institutional Activity in previous trading session

(in Rs cr.)	Buy	Sell	Net
Index Futures	3896.38	2626.45	1269.93
Index Options	1650760.79	1670444.28	-19683.49
Stock Futures	21324.74	21649.43	-324.69
Stock Options	29422.91	29410.02	12.89
FII Cash	13,489.19	14,053.25	-564.06
DII Cash	11,963.11	8,420.24	3,542.87

Net FII Activity (in Rs cr.)

Date	Idx Fut	Stk Fut	Idx Opt	Cash
4-Mar	1269.9	-324.7	-19683.5	-564
2-Mar	197.2	-329.5	1312.7	-82
1-Mar	-191.2	5377.8	-13681.8	129
29-Feb	-896.0	-4181.1	-676.2	3568
28-Feb	-243.0	-635.3	-31106.7	-1879
27-Feb	139.1	-1083.6	-30816.8	-1509

Technical Pivot (Intraday):

	S2	S1	PIVOT	R1	R2
NIFTY	22425	22460	22505	22540	22580
BANKNIFTY	47275	47485	47630	47840	47990

- The above second chart shows previous trading day's change in Nifty options where Addition in OI were seen in 22500, 22400, 22200 strike Puts and at 22400, 22500, 22700 strike Calls indicating market is likely to remain range bound in the near term.
- Highest OI build-up is seen at 23000 strike Calls and 22000 strike Puts, to the tune of 14.37mn and 14.83mn respectively.

Outlook on Nifty:

Index is likely to open on a flattish note today and is likely to remain range bound during the day.

(Price is in Rs; OI is in million units; Price chg and OI chg are in percentage) **NB RESEARCH**

Fresh Longs seen in:					Fresh Shorts seen in:				
Scrip	Price	Price chg	OI	OI Chg	Scrip	Price	Price chg	OI	OI Chg
SAIL	142.6	2.7	147.1	16.7	NAUKRI	5192.6	-0.3	1.2	13.3
BANKNIFTY	47691.3	0.1	4.2	16.4	LALPATHLAB	2291.1	-2.6	1.3	9.6
BHEL	265.8	11.8	106.6	15.1	MOTHERSON	120.5	-0.5	102.1	6.3
Short Covering seen in:					Long Unwinding seen in:				
Scrip	Price	Price chg	OI	OI Chg	Scrip	Price	Price chg	OI	OI Chg
MRF	146664.9	0.7	0.0	-9.6	PAGEIND	35608.9	-0.3	0.1	-8.9
NMDC	241.8	2.3	78.8	-8.0	SIEMENS	4719.1	-0.6	1.0	-8.5
FINNIFTY	21029.1	0.2	0.1	-7.5	INDHOTEL	592.2	-0.2	15.8	-5.8

NIFTY50 Options OI (CE OI = Resistance) (PE OI = Support)			
Symbol	Highest CE OI	Highest PE OI	CMP
ADANIPTS	1400	1200	1352
ADANIENT	3300	3200	3342
ASIANPAINT	3000	2800	2843
AXISBANK	1100	1000	1114
BAJAJ-AUTO	9000	7000	8226
BAJAJFINSV	1700	1500	1630
BAJFINANCE	7000	6000	6634
BHARTIARTL	1200	1100	1141
BPCL	650	600	643
BRITANNIA	5000	4900	4871
CIPLA	1500	1400	1481
COALINDIA	500	400	458
DIVISLAB	3600	3500	3506
DRREDDY	6500	6000	6378
EICHERMOT	4000	3500	3770
GRASIM	2300	2200	2249
HCLTECH	1700	1600	1645
HDFCBANK	1500	1400	1439
HDFCLIFE	620	600	613
HEROMOTOCO	4600	4500	4615
HINDALCO	600	500	529
HINDUNILVR	2500	2500	2432
ICICIBANK	1100	1000	1095
ITC	420	400	412
INDUSINDBK	1600	1600	1538

NIFTY50 Options OI (CE OI = Resistance) (PE OI = Support)			
Symbol	Highest CE OI	Highest PE OI	CMP
INFY	1700	1600	1641
IOC	200	170	176
JSWSTEEL	850	800	830
KOTAKBANK	1800	1700	1734
LT	3700	3500	3659
LTIM	5500	5000	5252
M&M	2000	1740	1934
MARUTI	12000	10500	11637
NESTLEIND	2600	2500	2598
NTPC	365	340	356
ONGC	280	270	280
POWERGRID	300	290	296
RELIANCE	3000	2900	3026
SBILIFE	1600	1500	1525
SBIN	800	700	775
SUNPHARMA	1600	1500	1562
TATACONSUM	1300	1140	1208
TATAMOTORS	1000	900	993
TATASTEEL	160	140	154
TCS	4200	4000	4108
TECHM	1400	1200	1288
TITAN	3800	3600	3749
ULTRACEMCO	10500	9500	10044
UPL	500	500	476
WIPRO	540	520	523

Derivative Recommendations:

Stock Name	Call (Buy/Sell)	Entry price	Targets	Stop Loss	Duration	Status
HINDUNILVR 2440CE	Buy	46.3	68	32	1-2 Days	Open
ICICIBANK 1100CE	Buy	22.7	32	16	1-2 Days	Open
WIPRO 520 PE	Buy	14.5	25	9	Positional	Open

FROM THE EQUITY DERIVATIVE DESK:

NIRAV HARISH CHHEDA
AVP - DERIVATIVES AND TECHNICAL RESEARCH
E-Mail: nirav.chheda@nirmalbang.com
Tel no: 6273-8199/8000

AMIT BHUPTANI
SNR.DERIVATIVES AND TECHNICAL RESEARCH ANALYST
E-Mail: amit.bhuptani@nirmalbang.com
Tel no: 6273-8242/8000

DISCLOSURES

Research Reports that are published by Nirmal Bang Securities Private Limited (hereinafter referred to as "NBSPL") are for private circulation only. NBSPL is a registered Research Analyst under SEBI (Research Analyst) Regulations, 2014 having Registration no. INH000001766. NBSPL is also a registered Stock Broker with National Stock Exchange of India Limited, BSE Limited, Metropolitan Stock Exchange of India Limited, Multi Commodity Exchange of India Limited, National Commodity and Derivative Exchange Limited and Indian Commodity Exchange Limited in cash and Equity and Commodities derivatives segments.

NBSPL has other business divisions with independent research teams separated by Chinese walls, and therefore may, at times, have different or contrary views on stocks and markets.

NBSPL or its associates have not been debarred / suspended by SEBI or any other regulatory authority for accessing / dealing in securities Market. NBSPL, its associates or analyst or his relatives do not hold any financial interest (Except Investment) in the subject company. NBSPL or its associates or Analyst do not have any conflict or material conflict of interest at the time of publication of the research report with the subject company. NBSPL or its associates or Analyst or his relatives may or may not hold beneficial ownership of 1% or more in the subject company at the end of the month immediately preceding the date of publication of this research report.

NBSPL or its associates / analyst has not received any compensation / managed or co-managed public offering of securities of the company covered by Analyst during the past twelve months. NBSPL or its associates have not received any compensation or other benefits from the company covered by Analyst or third party in connection with the research report. Analyst has not served as an officer, director or employee of Subject Company. NBSPL / analyst has not been engaged in market making activity of the subject company.

Analyst Certification: The research analysts and authors of these reports, hereby certify that the views expressed in this research report accurately reflects my/our personal views about the subject securities, issuers, products, sectors or industries. It is also certified that no part of the compensation of the analyst(s) was, is, or will be directly or indirectly related to the inclusion of specific recommendations or views in this research. The analyst(s) principally responsible for the preparation of this research report and has taken reasonable care to achieve and maintain independence and objectivity in making any recommendations.

DISCLAIMER

This report is for the personal information of the authorized recipient and does not construe to be any investment, legal or taxation advice to you. NBSPL is not soliciting any action based upon it. Nothing in this research shall be construed as a solicitation to buy or sell any security or product, or to engage in or refrain from engaging in any such transaction. In preparing this research, we did not take into account the investment objectives, financial situation and particular needs of the reader.

This research has been prepared for the general use of the clients of NBSPL and must not be copied, either in whole or in part, or distributed or redistributed to any other person in any form. If you are not the intended recipient you must not use or disclose the information in this research in any way. Though disseminated to all the customers simultaneously, not all customers may receive this report at the same time. NBSPL will not treat recipients as customers by virtue of their receiving this report. This report is not directed or intended for distribution to or use by any person or entity resident in a state, country or any jurisdiction, where such distribution, publication, availability or use would be contrary to law, regulation or which would subject NBSPL & its group companies to registration or licensing requirements within such jurisdictions.

The report is based on the information obtained from sources believed to be reliable, but we do not make any representation or warranty that it is accurate, complete or up-to-date and it should not be relied upon as such. We accept no obligation to correct or update the information or opinions in it. NBSPL or any of its affiliates or employees shall not be in any way responsible for any loss or damage that may arise to any person from any inadvertent error in the information contained in this report. NBSPL or any of its affiliates or employees do not provide, at any time, any express or implied warranty of any kind, regarding any matter pertaining to this report, including without limitation the implied warranties of merchantability, fitness for a particular purpose, and non-infringement. The recipients of this report should rely on their own investigations.

This information is subject to change without any prior notice. NBSPL reserves its absolute discretion and right to make or refrain from making modifications and alterations to this statement from time to time. Nevertheless, NBSPL is committed to providing independent and transparent recommendations to its clients, and would be happy to provide information in response to specific client queries.

Before making an investment decision on the basis of this research, the reader needs to consider, with or without the assistance of an adviser, whether the advice is appropriate in light of their particular investment needs, objectives and financial circumstances. There are risks involved in securities trading. The price of securities can and does fluctuate, and an individual security may even become valueless. International investors are reminded of the additional risks inherent in international investments, such as currency fluctuations and international stock market or economic conditions, which may adversely affect the value of the investment. Opinions expressed are subject to change without any notice. Neither the company nor the director or the employees of NBSPL accept any liability whatsoever for any direct, indirect, consequential or other loss arising from any use of this research and/or further communication in relation to this research. Here it may be noted that neither NBSPL, nor its directors, employees, agents or representatives shall be liable for any damages whether direct or indirect, incidental, special or consequential including lost revenue or lost profit that may arise from or in connection with the use of the information contained in this report.

Copyright of this document vests exclusively with NBSPL. Our reports are also available on our website www.nirmalbang.com